



JLAB AUDIO  
JBuddies  
KIDS HEADPHONES

We love that you are rocking JLab Audio!  
We take pride in our products and fully stand behind them.



**YOUR WARRANTY**

All warranty claims are subject to JLab Audio authorization and at our sole discretion. Retain your proof of purchase to ensure warranty coverage.



**CONTACT US**

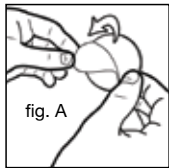
Reach out to us at [support@jlabaudio.com](mailto:support@jlabaudio.com) or visit [jlabaudio.com/contact](http://jlabaudio.com/contact)

**REGISTER TODAY**  
[jlabaudio.com/register](http://jlabaudio.com/register)  
 Product updates | How-to tips  
 FAQs & more

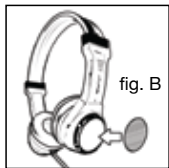
JLab is excited and proud to have produced the first high-quality, stylish, safe headphones just for kids! Please read the following safety info carefully to ensure safe use.

**This product should always be used under adult supervision.** It does contain a cable with a small jack that could pose a choking hazard without adult supervision. Please be mindful while your child enjoys using the JBuddies.

**TO INSTALL YOUR FAVORITE GRAPHIC DISK**

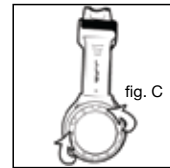


**1** Peel off protective paper backing to expose adhesive (fig. A).



**2** With the adhesive side facing the headphones, firmly press the disk into the open area on the side of the earpiece (fig. B).  
Repeat steps for the other side.

**TO ADJUST VOLUME LEVEL**



Turn the dial on the right earpiece clockwise to lower the volume or counterclockwise to raise the volume (fig. C).

The direction is indicated by markings on the bottom of the earpiece.

**CAUTIONS**

- Avoid getting moisture or liquids on the headphone cups.
- Avoid extreme heat, cold, and humidity.
- Avoid dropping or crushing headphones, stressing the cable by rapid pulling or extreme force, or bending the cable at a sharp angle.
- Wax may build up in headphone cups, lowering the sound quality. Carefully remove the wax with a cotton swab or other small tool to improve the sound quality.
- If you experience discomfort or pain, try lowering the volume or discontinuing use temporarily.
- If you experience regular discomfort while using this product, discontinue use and consult your physician.
- We recommend you treat your headphones as you would a nice pair of sunglasses and keep them in safe location when not in use.



[Shop products](#) | [Product alerts](#) | [Burn-in your headphones](#)

JLab Audio + Burn-in Tool

